



CF150

SPECIFICATIONS

ACOUSTIC & ELECTRICAL SPECIFICATIONS:

- Nominal Impedance: 8 ohm
- Recommended Amp Power: 10W to 325W
- Frequency Range: 32 Hz to 20 kHz (-6 dB)
- Sensitivity: 98 dB SPL*
- Crossover Frequencies: 850 Hz - 4.5 kHz

SYSTEM COMPONENTS:

- Cabinet: CCF150 (B6140659)
- Grille: GCF150 (B6940134)
- Low Frequency Transducer: 15 in. (380mm) Polymer Laminate (C380L15U1070)
- DC Resistance: 5.2 ohm ±10% Copper Wire
- Mid Range Transducer: 6-1/2 in. (165mm) Polymer Laminate (C160L94J1970)
- DC Resistance: 5.4 ohm ±10% Copper Wire
- High Frequency Transducer: 1 in. (25mm) Mylar Laminate (D025N55J1970)
- DC Resistance: 5.6 ohm ±10% Copper Wire

SYSTEM COMPONENTS: (cont'd)

- Crossover Network/
Terminal Cup: B6034154

AURAL SWEEP TEST SPECIFICATIONS:

- A. System Aural Sweep Test: 5.0V Input, 20 Hz to 20 kHz
- B. L.F. Aural Sweep Test: 5.0V Input, 50 Hz to 5 kHz
- C. M.F. Aural Sweep Test: 4.0V Input, 700 Hz to 5 kHz
- D. H.F. Aural Sweep Test: 2.0V Input, 1 kHz to 20 kHz

PHYSICAL SPECIFICATIONS:

- Enclosure Dimensions: 35.0 x 17.87 x 18.93 in. D
(889mm x 454mm x 481mm D)

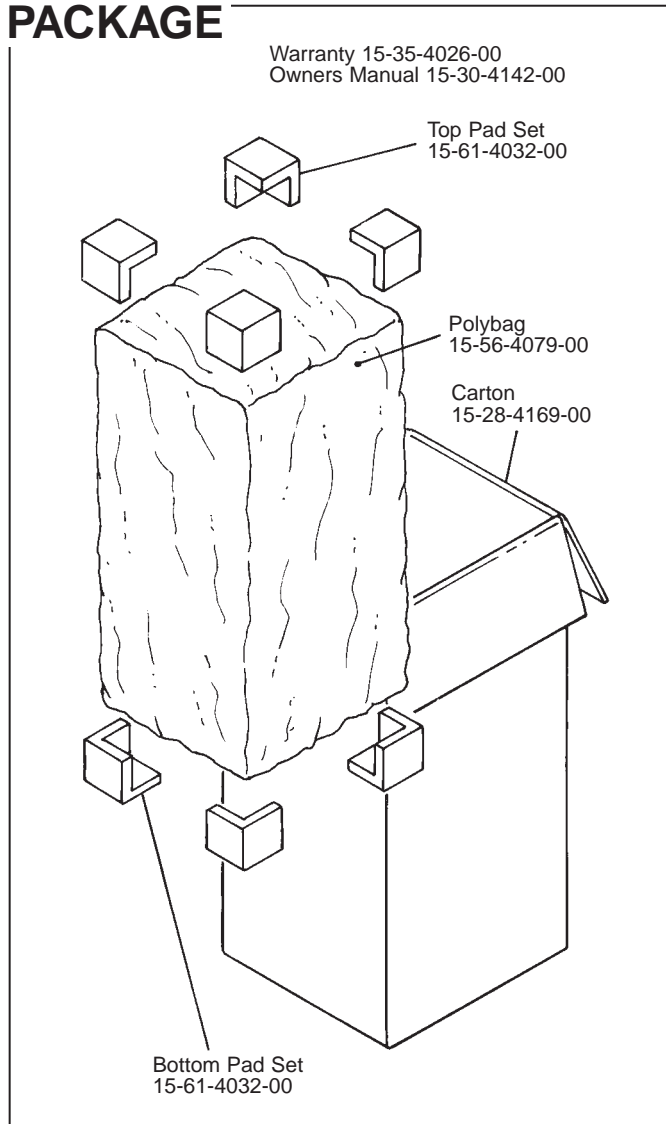
SHIPPING WEIGHT: 70 lbs. (31.8 kg.)

WARRANTY INFORMATION:

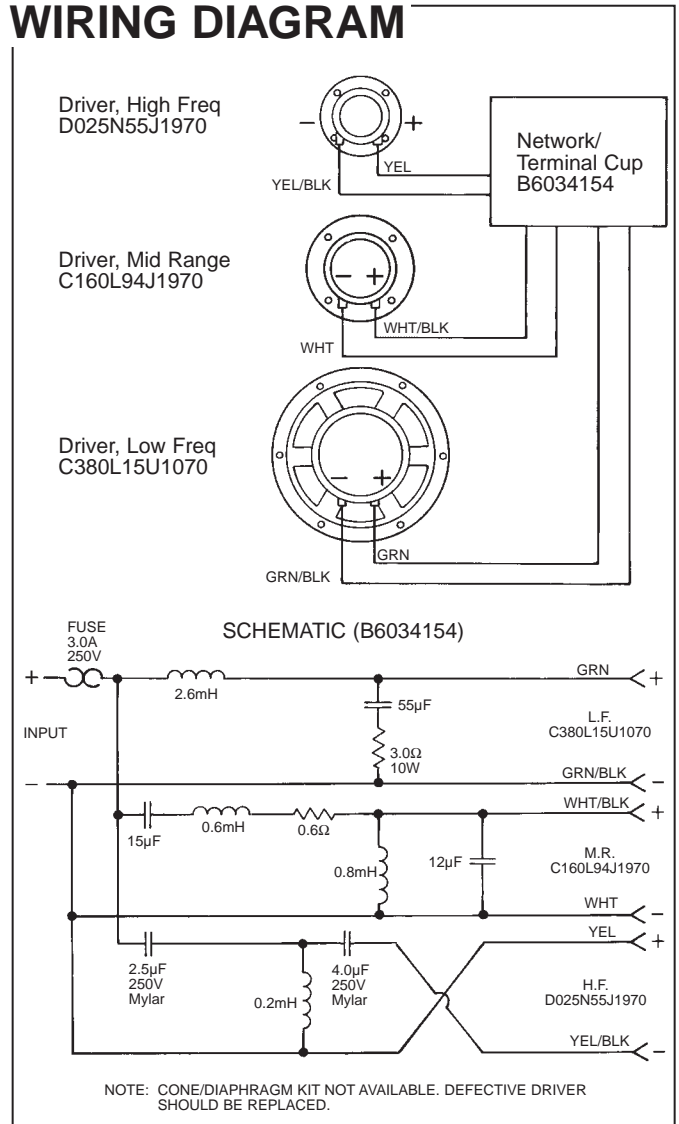
- Refer to the Warranty Statement packed with each product.

* 1 Watt @ Meter

PACKAGE



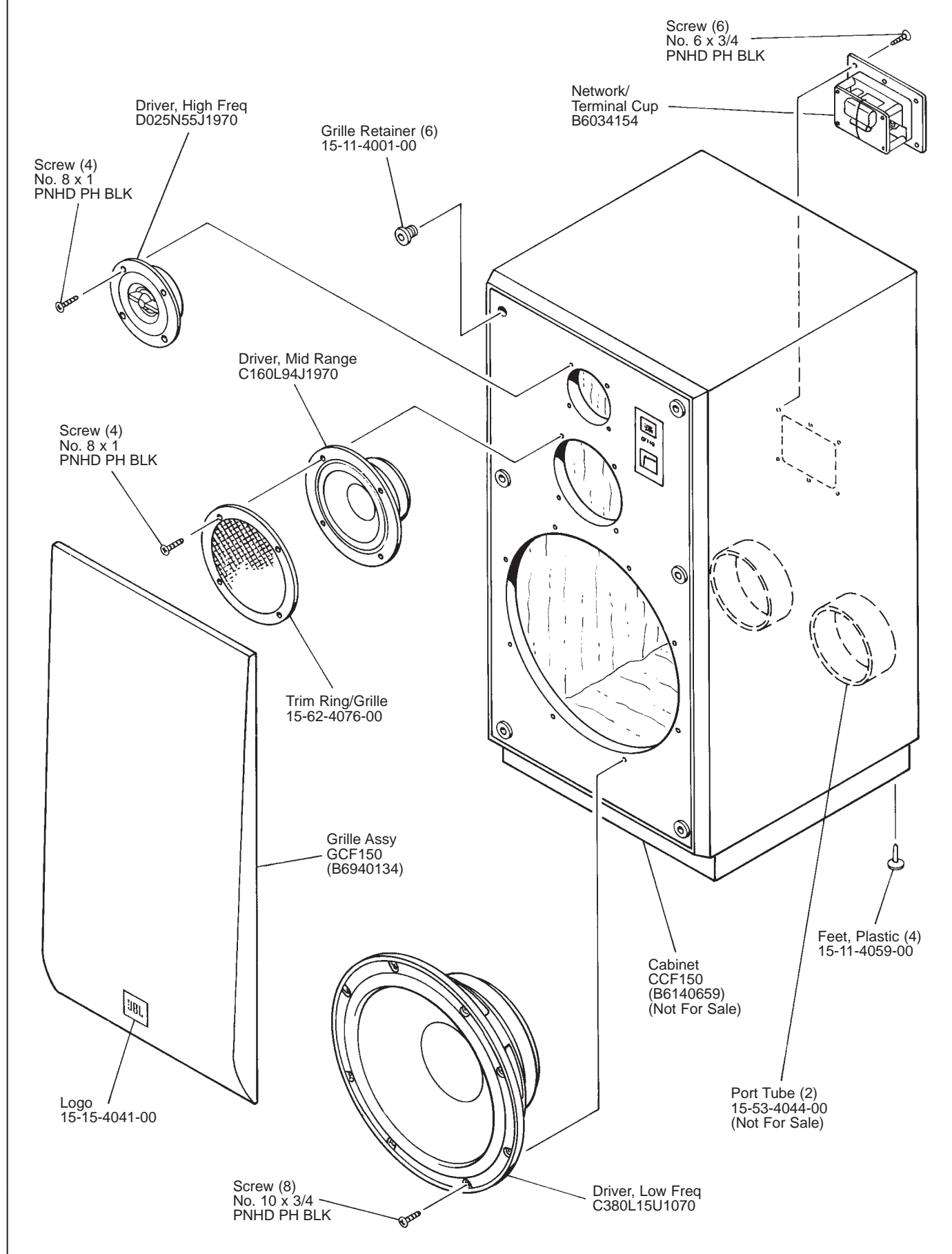
WIRING DIAGRAM



CF150

CF150

COMPONENT EXPLODED VIEW



CF150